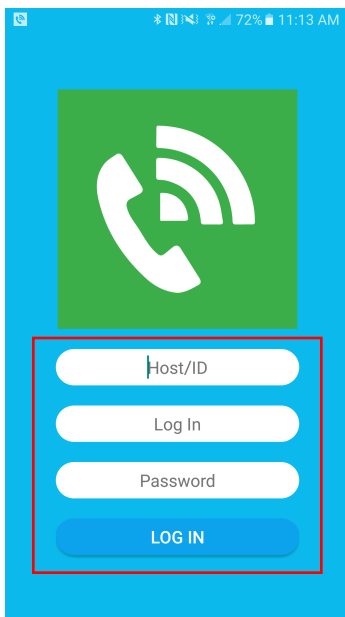


GoVoIP Mobile App

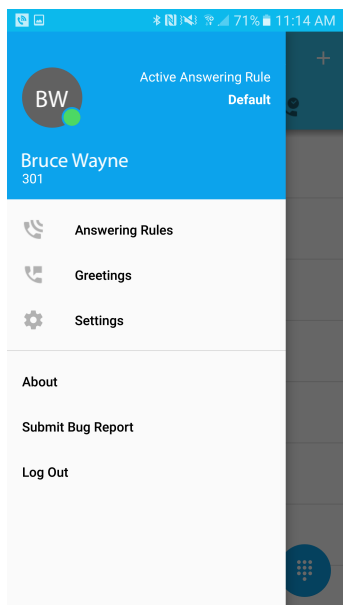
User Guide

For Android

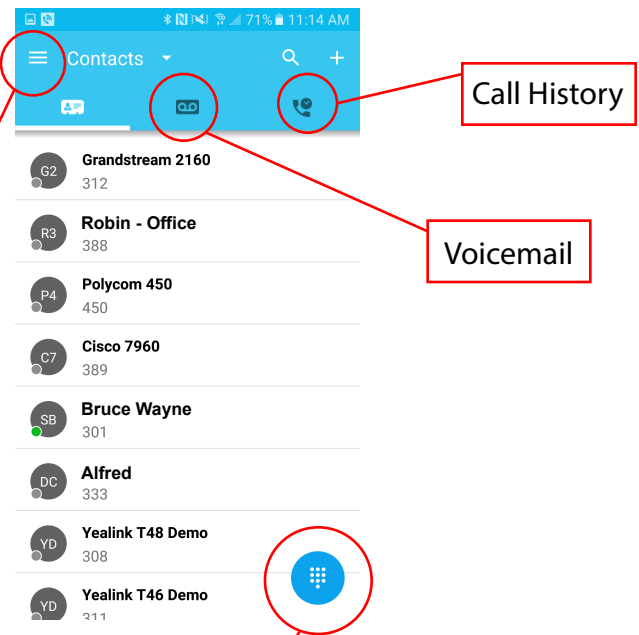
Once you have downloaded and installed the app from the Google Play store, you will need to log in. Please ask your System Administrator for your log in credentials.



By pressing the menu button on the top left, you will be brought to a menu where you can change settings, greetings, and Answering Rules.



After logging in, the app will open up to the 'Contacts' screen. Here you can see a list of your company contacts. A Red or Green dot on the contact indicates if they are on a call.



While on the contacts screen, if you press the dial pad at the bottom right, this will bring you to the dial page where you can make outbound calls within the app.

